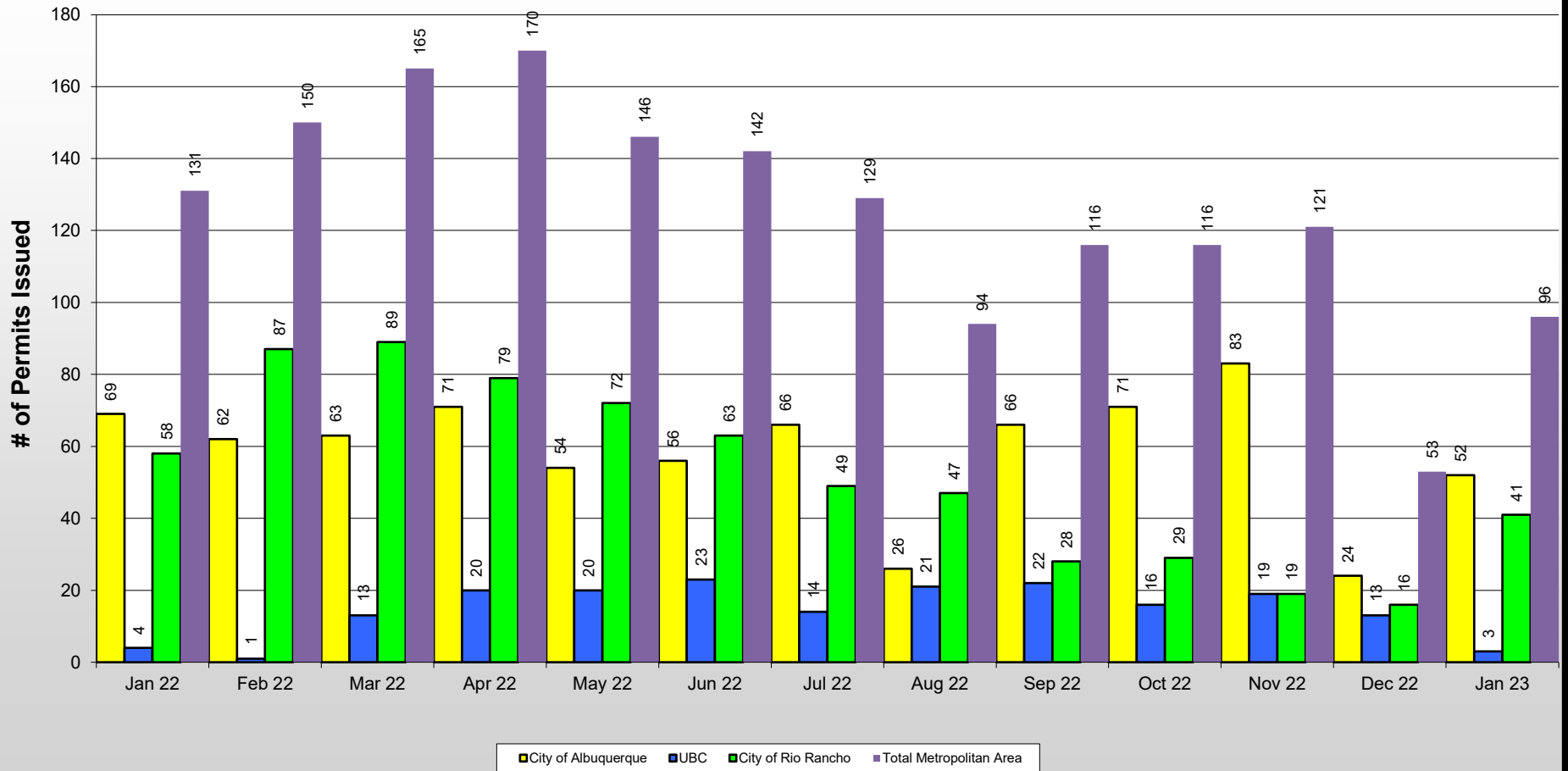


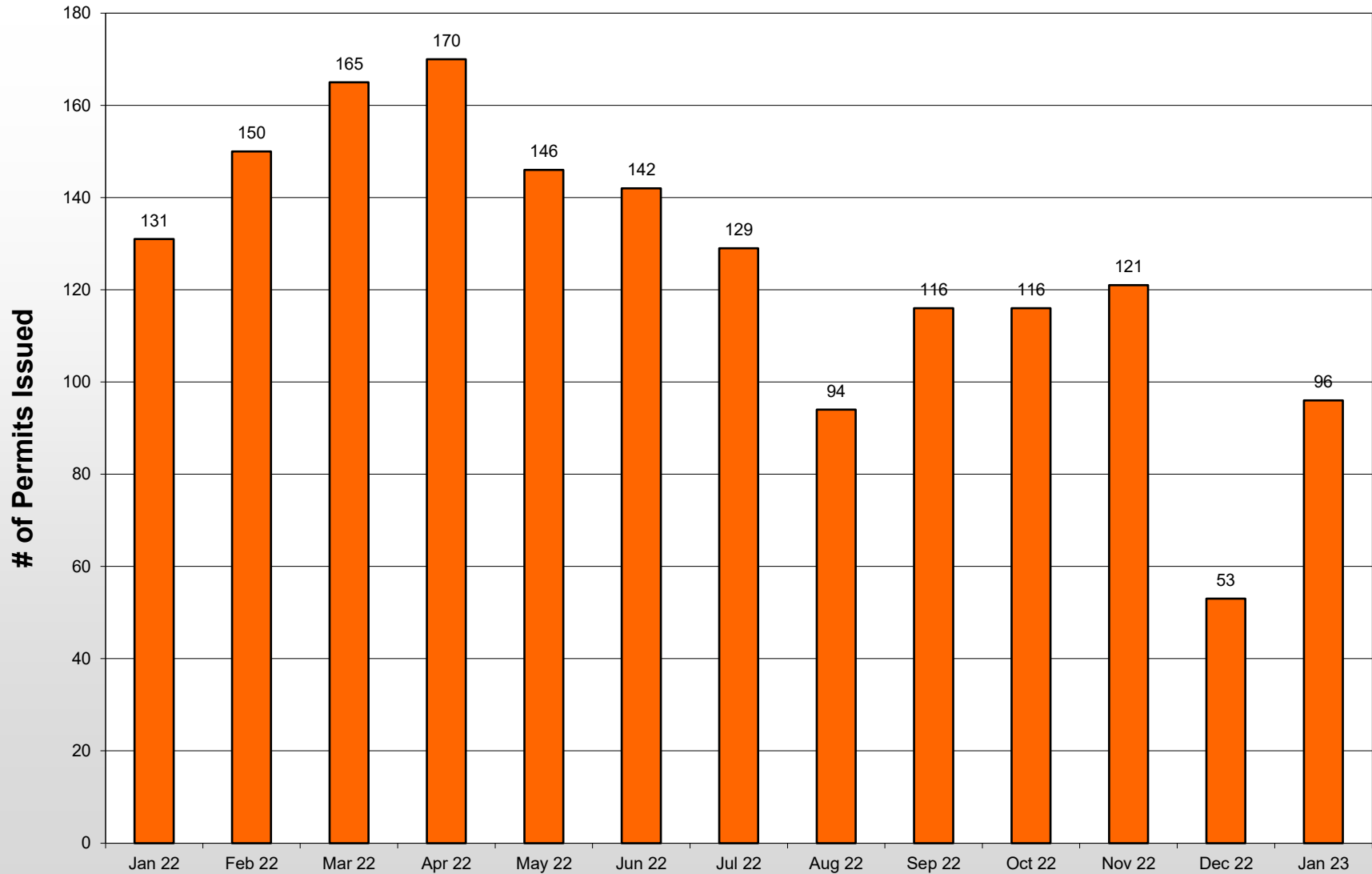
# Single Family Permit History by Market Area

Permits Issued in Albuquerque, Unincorporated Bernalillo County and Rio Rancho



# Single Family Permit History

Permits Issued in Albuquerque, Unincorporated Bernalillo County and Rio Rancho



## TOP PERMIT VOLUME - SUBDIVISIONS - JANUARY 2023

<b>BUILDER</b>	<b>A</b>	<b>V</b>	<b>AVG</b>	<b>T</b>	<b>23</b>	
	<b>R</b>	<b>A</b>	<b>PLAN</b>	<b>Y</b>	<b>JAN</b>	
	<b>E</b>	<b>U</b>	<b>CHECK</b>	<b>P</b>		
	<b>A</b>	<b>E</b>	<b>VALUE*</b>	<b>E</b>		
				<b>SUBDIVISION</b>		
D R HORTON HOMES	RR	F	\$158,922	B	MOONLIGHT HILLS	18
WEXFORD CONSTRUCTION INC A	NW	F	\$115,313	B	THE TRAILS, TAOS @	12
D R HORTON HOMES	SW	F	\$143,395	B	ASPIRE	11
TWILIGHT HOMES/MTV	NW	E	\$169,756	B	DELS HIDE A WAY	5
STILLBROOKE HOMES	NE	D	\$216,087	B	SEVANO PLACE	4
ZZ CUSTOM BUILDERS	NW	A	\$303,733	B	VOLCANO CLIFFS	3
GREATER ABQ HABITAT FOR HUM	SE	F	\$140,333	B	M&B	3
D R HORTON HOMES	RR	F	\$133,143	B	LOS DIAMANTES	3
ABRAZO/TQM LLC	RR	D	\$217,934	B	LOMAS ENCANTADAS	3
TWILIGHT HOMES/MTV	UBC	C	\$359,665	B	FINCA DE MESOAM - D-15	2
RICHMOND AMERICAN HOMES OI	RR	E	\$262,817	B	BROADMOOR HEIGHTS	2
PULTE GROUP	RR	B	\$259,297	B	BROADMOOR HEIGHTS	2
PS CUSTOM HOMES INC	RR	C	\$265,000	B	UNIT 11	2
HOMES FOR LIFE LLC	SE	E	\$158,535	B	COVERED WAGON	2
D R HORTON HOMES	NW	D	\$221,993	B	CATALONIA	2

\*The Plan Check Value is calculated by the respective Planning Departments to determine permit fees charged. The Plan Check Value does NOT include land cost and does NOT represent the actual cost of constructing a given project.

**TOP PERMIT VOLUME - SUBDIVISIONS - PAST 12 MONTHS**  
**February 2022 thru January 2023**

<b><u>BUILDER</u></b>	<b><u>A</u></b>	<b><u>V</u></b>	<b><u>AVG</u></b>	<b><u>T</u></b>	<b><u>SUBDIVISION</u></b>	<b><u>PERMITS</u></b>
	<b><u>R</u></b>	<b><u>A</u></b>	<b><u>PLAN</u></b>	<b><u>Y</u></b>		<b><u>PAST</u></b>
	<b><u>E</u></b>	<b><u>U</u></b>	<b><u>CHECK</u></b>	<b><u>P</u></b>		<b><u>12 MO</u></b>
	<b><u>A</u></b>	<b><u>E</u></b>	<b><u>VALUE</u></b>	<b><u>E</u></b>		
WEXFORD CONSTRUCTION INC A	NW	F	\$117,322	B	THE TRAILS, TAOS @	172
D R HORTON HOMES	SW	E	\$173,423	B	ASPIRE	93
D R HORTON HOMES	RR	F	\$151,920	B	LOS DIAMANTES	56
PULTE GROUP	RR	D	\$218,753	B	LOS DIAMANTES	53
PULTE GROUP	RR	D	\$161,922	B	RAINBOW	50
PULTE GROUP	NW	B	\$270,669	B	THE PETROGLYPHS, INSPIRATION @	47
WESTWAY CONSTRUCTION LLC	SE	E	\$190,055	B	MESA DEL SOL	42
MTV/MORNINGSTAR	RR	E	\$187,964	B	TIERRA DEL ORO	40
D R HORTON HOMES	NW	D	\$234,441	B	CATALONIA	40
PULTE GROUP	SE	D	\$219,869	B	MESA DEL SOL	28
PULTE GROUP	RR	B	\$237,401	B	BROADMOOR HEIGHTS	27
MTV/MORNINGSTAR	RR	D	\$187,498	B	MOUNTAIN HAWK ESTATES	27
D R HORTON HOMES	RR	F	\$156,098	B	MOONLIGHT HILLS	26
HAKES BROTHERS ABQ LLC	RR	E	\$177,795	B	LOMAS ENCANTADAS	22
ABRAZO/TQM LLC	RR	D	\$193,659	B	SOLCITO	21

\*The Plan Check Value is calculated by the respective Planning Departments to determine permit fees charged. The Plan Check Value does NOT include land cost and does NOT represent the actual cost of constructing a given project.

## TOP PERMIT VOLUME - BUILDERS - JANUARY 2023

<u>BUILDER</u>	<u>23 JAN</u>	<u>PERMIT SHARE</u>
D R HORTON HOMES	34	35.42%
WEXFORD CONSTRUCTION INC AFFORDABLE CC	12	12.50%
TWILIGHT HOMES/MTV	7	7.29%
ABRAZO/TQM LLC	5	5.21%
STILLBROOKE HOMES	4	4.17%
PULTE GROUP	4	4.17%
WESTWAY CONSTRUCTION LLC	3	3.13%
HOMES FOR LIFE LLC	3	3.13%
GREATER ABQ HABITAT FOR HUMANI	3	3.13%
RICHMOND AMERICAN HOMES OF NEW MEXICO	2	2.08%
PS CUSTOM HOMES INC	2	2.08%
AMRESTON CONSTRUCTION LLC	<u>2</u>	<u>2.08%</u>
	<b>81</b>	<b>84.38%</b>

## TOP PERMIT VOLUME - BUILDERS - YTD

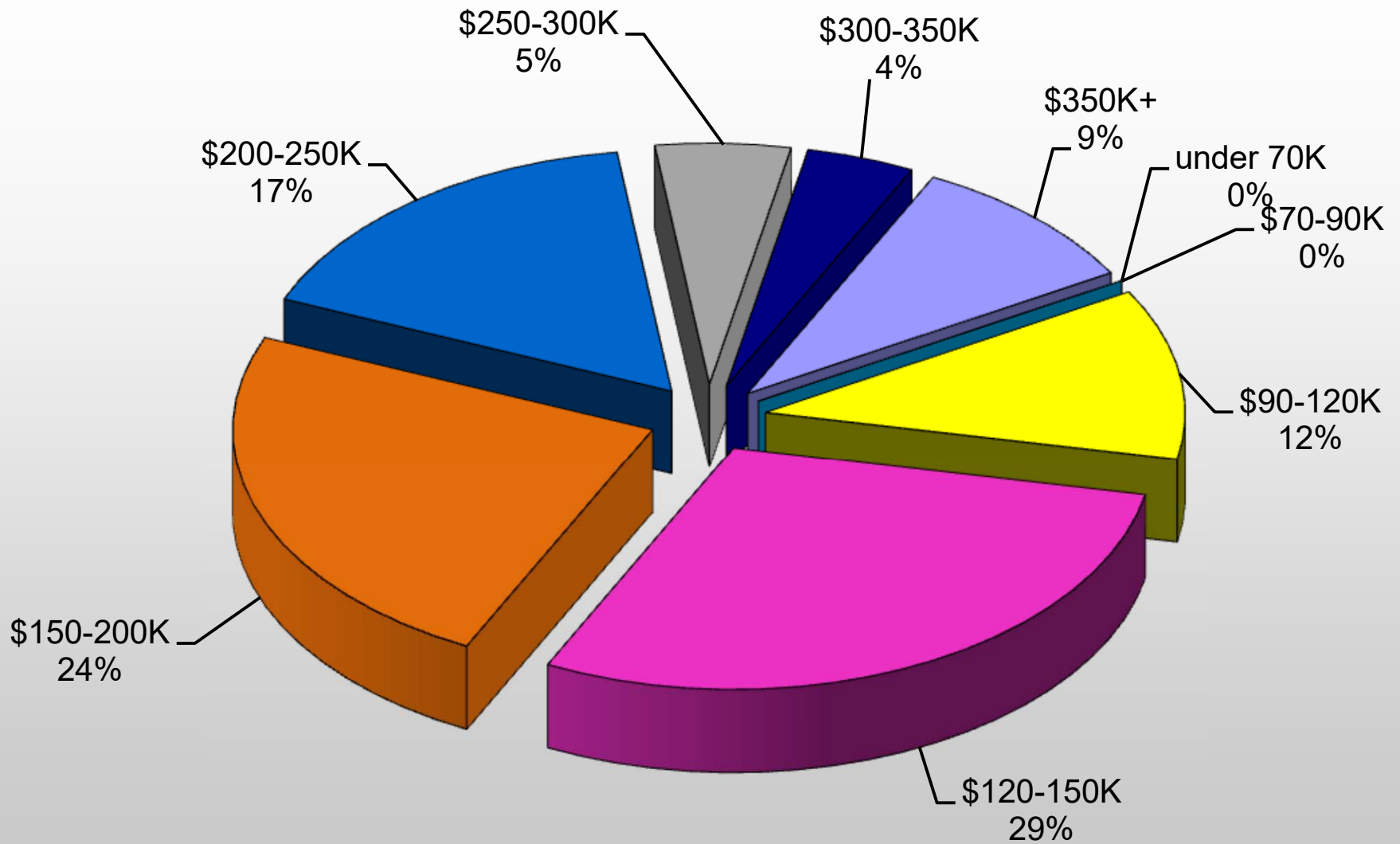
<u>BUILDER</u>	<b>PERMITS</b>	
	<b>2023</b> <u>YTD</u>	<b>PERMIT</b> <u>SHARE</u>
D R HORTON HOMES	34	35.42%
WEXFORD CONSTRUCTION INC AFFORDABLE CC	12	12.50%
TWILIGHT HOMES/MTV	7	7.29%
ABRAZO/TQM LLC	5	5.21%
STILLBROOKE HOMES	4	4.17%
PULTE GROUP	4	4.17%
WESTWAY CONSTRUCTION LLC	3	3.13%
HOMES FOR LIFE LLC	3	3.13%
GREATER ABQ HABITAT FOR HUMANI	3	3.13%
RICHMOND AMERICAN HOMES OF NEW MEXICO	2	2.08%
PS CUSTOM HOMES INC	2	2.08%
AMRESTON CONSTRUCTION LLC	<u>2</u>	<u>2.08%</u>
	<b>81</b>	<b>84.38%</b>

# TOP PERMIT VOLUME - BUILDERS - PAST 12 MONTHS

February 2022 thru January 2023

<u>BUILDER</u>	<b>PERMITS PAST 12 MO</b>	<b>PERMIT SHARE</b>
PULTE GROUP	219	14.62%
D R HORTON HOMES	215	14.35%
WEXFORD CONSTRUCTION INC AFFORDABLE CC	172	11.48%
MTV/MORNINGSTAR	137	9.15%
ABRAZO/TQM LLC	92	6.14%
WESTWAY CONSTRUCTION LLC	77	5.14%
HAKES BROTHERS ABQ LLC	76	5.07%
AMRESTON CONSTRUCTION LLC	29	1.94%
LAS VENTANAS CONSTRUCTION	23	1.54%
TWILIGHT HOMES/MTV	21	1.40%
STILLBROOKE HOMES	21	1.40%
RICHMOND AMERICAN HOMES OF NEW MEXICO	14	0.93%
LITTLE BUBBA'S CONSTRUCTION	<u>13</u>	<u>0.87%</u>
	<b>1109</b>	<b>74.03%</b>

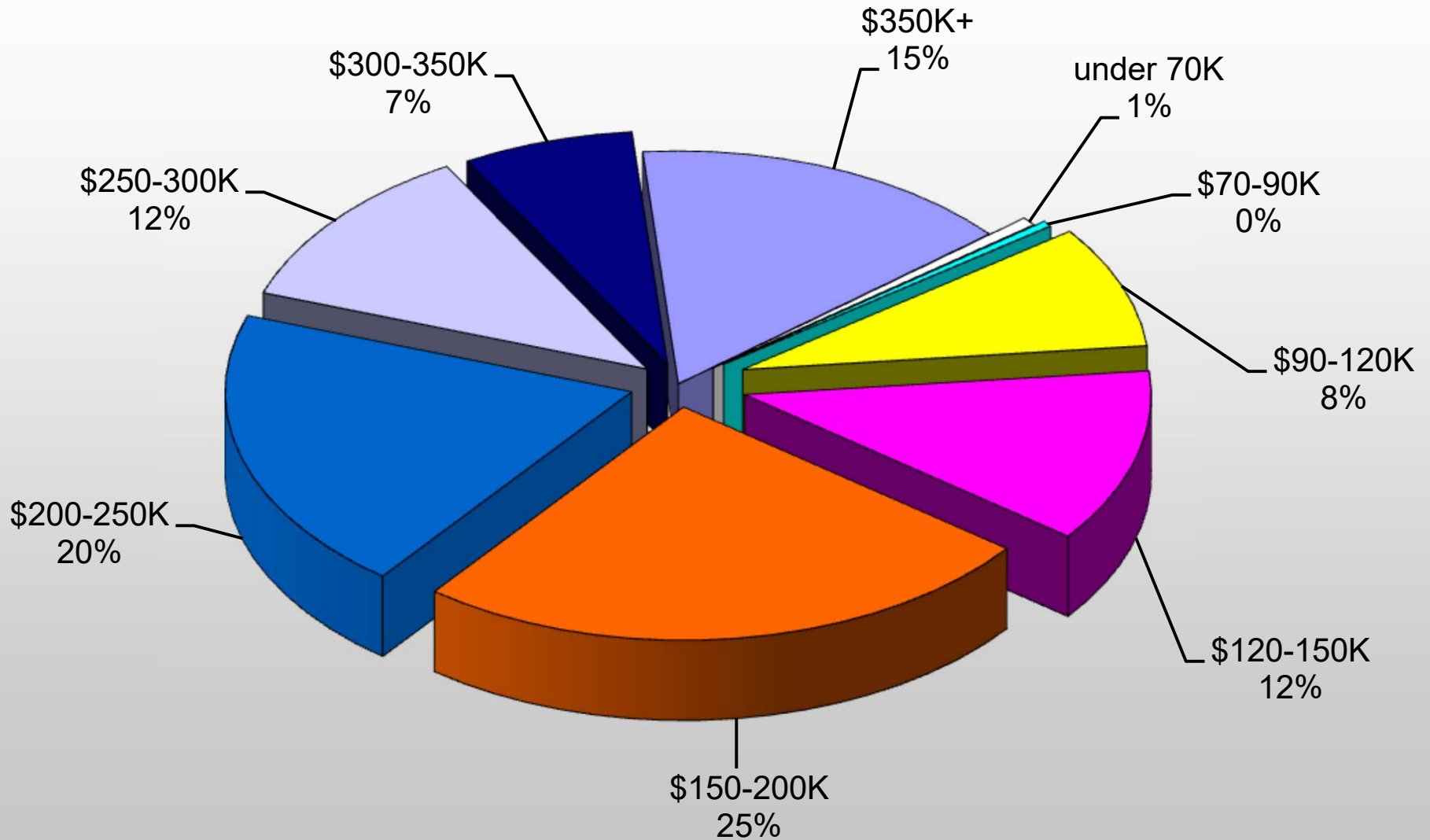
# PERMITS BY PRICE RANGE\* - JANUARY 2023



\*The Plan Check Value is calculated by the respective Planning Departments to determine permit fees charged. The Plan Check Value does NOT include land cost and does NOT represent the actual cost of constructing a given project. Percentages are based on actual Permits issued.

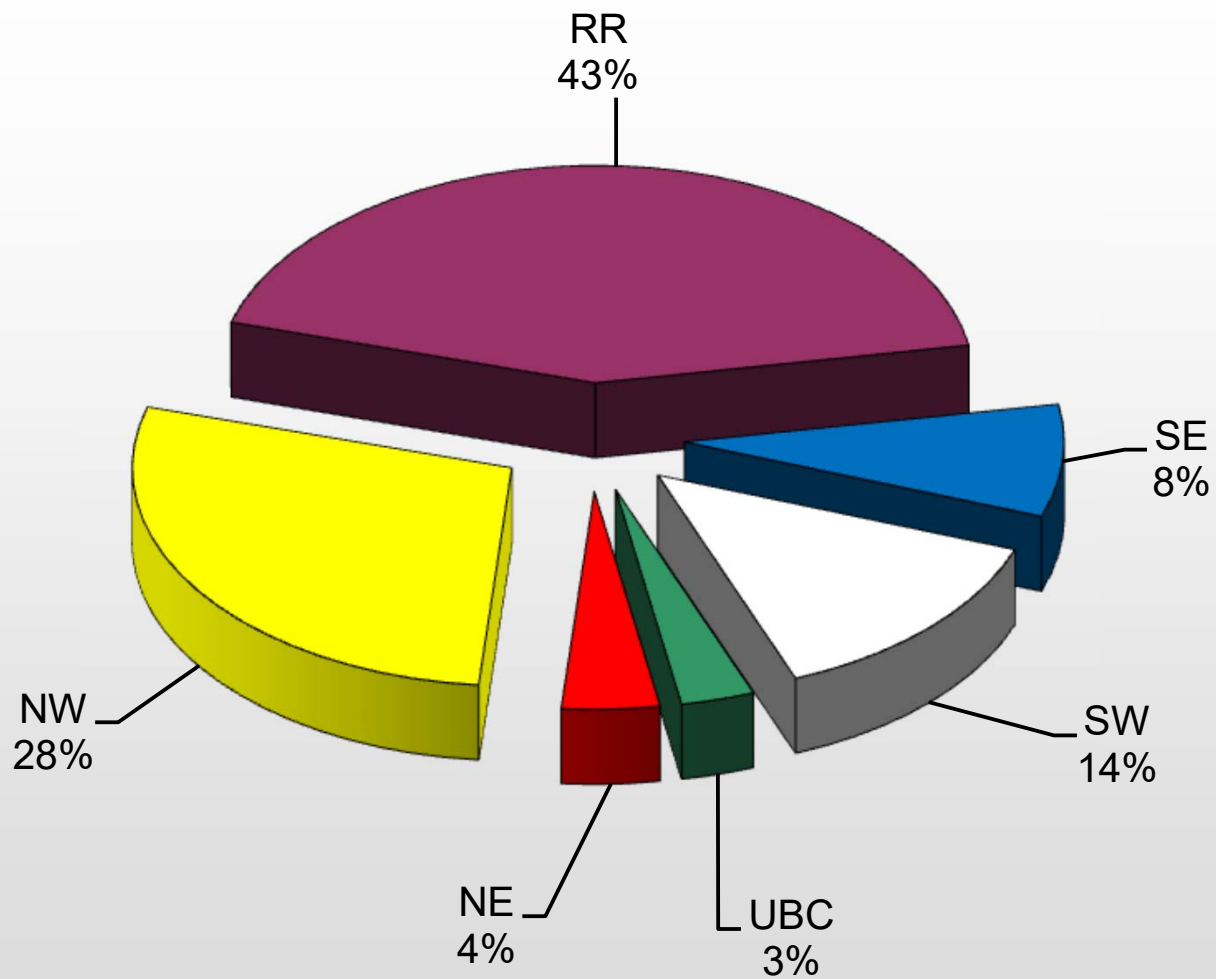


## PERMITS BY PRICE RANGE\* - PAST 12 MONTHS FEBRUARY 2022 THRU JANUARY 2023



\*The Plan Check Value is calculated by the respective Planning Departments to determine permit fees charged. The Plan Check Value does NOT include land cost and does NOT represent the actual cost of constructing a given project. Percentages are based on actual Permits issued.

# PERMITS ISSUED BY AREA - JANUARY 2023



# PERMITS ISSUED BY AREA - PAST 12 MONTHS FEBRUARY 2022 THRU JANUARY 2023

