

“THE ALBUQUERQUE NEW HOUSING MARKET LETTER”

A MONTHLY PUBLICATION OF DATATRAQ

Jan DeMaggio, Publisher – January 2023

PERMITS ISSUED BY MONTH													
	Jan-22	Feb-22	Mar-22	Apr-22	May-22	Jun-22	Jul-22	Aug-22	Sep-22	Oct-22	Nov-22	Dec-22	Jan-23
City of Albuquerque	69	62	63	71	54	56	66	26	66	71	83	24	52
Uninc. Bernalillo County	4	1	13	20	20	23	14	21	22	16	19	13	3
City of Rio Rancho	58	87	89	79	72	63	49	47	28	29	19	16	41
Total Metro Area	131	150	165	170	146	142	129	94	116	116	121	53	96

The information above has been derived from the "Permit Report" published by DataTraQ

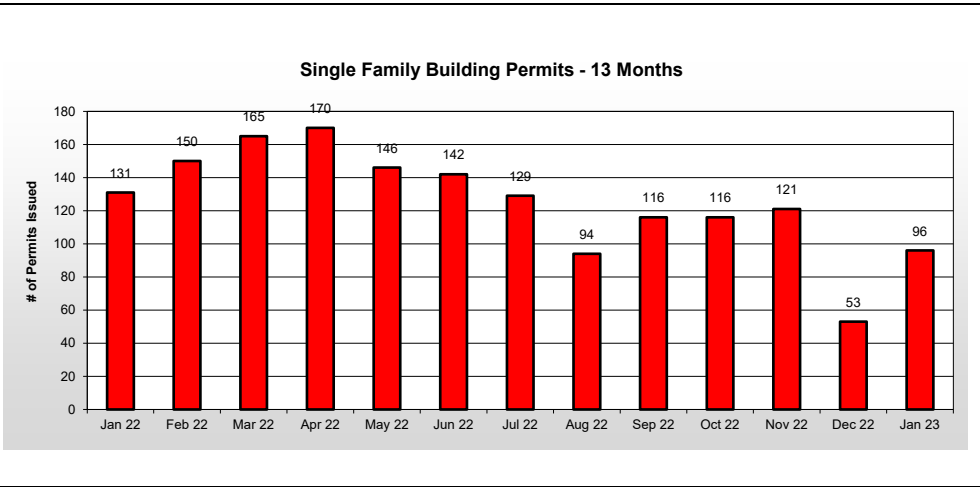
PERMIT VOLUME FOR JANUARY

Permit volume rose from 53 in December to 96 in January representing a 81.13% change.

MONTHLY AVERAGES

The monthly *averages* for the Albuquerque Metro Area compare as follows:

Feb 2022 thru Jan 2023	125
Feb 2021 thru Jan 2022	173
Feb 2020 thru Jan 2021	168



TOP BUILDERS

DR Horton. led all builders in the number of permits issued in January 2023 with 24 representing 35.42% of all permits issued in the Albuquerque Metro Area. Wexford Const Inc followed with 12 representing 12.50% of all permits issued in January. The top 12 builders took out 84.38% of all permits issued in January.

PERMIT VOLUME COMPARISON			
02/22 thru 01/23		02/21 thru 01/22	
NE	4%	NE	3%
NW	25%	NW	29%
RR	41%	RR	49%
SE	9%	SE	5%
SW	9%	SW	4%
UBC	12%	UBC	10%

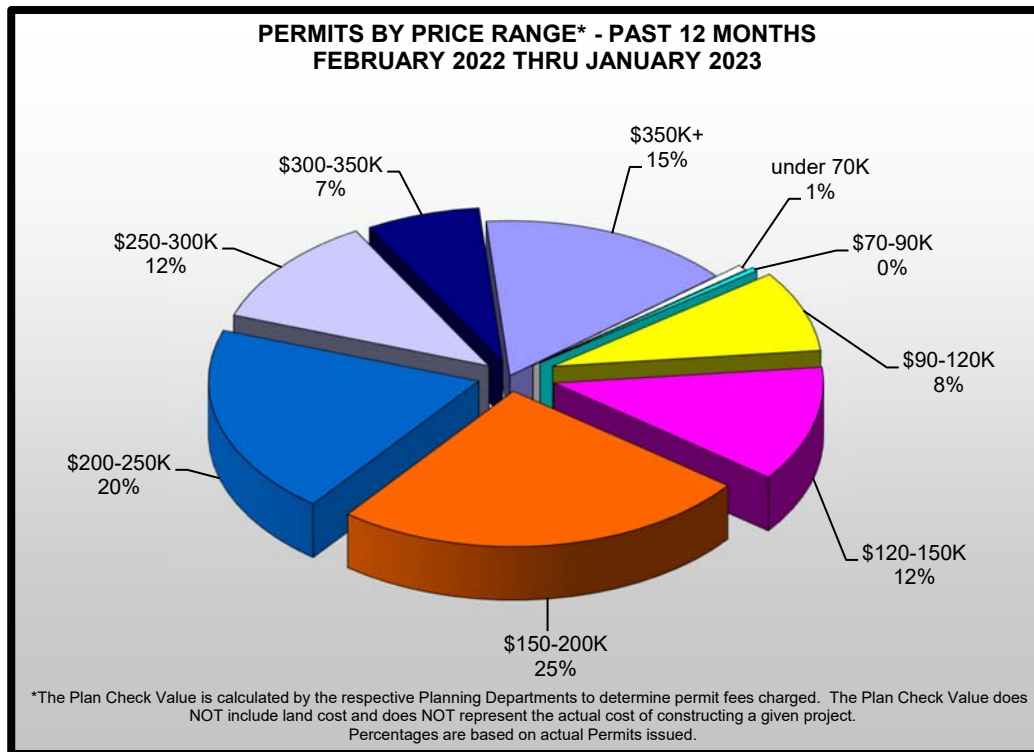
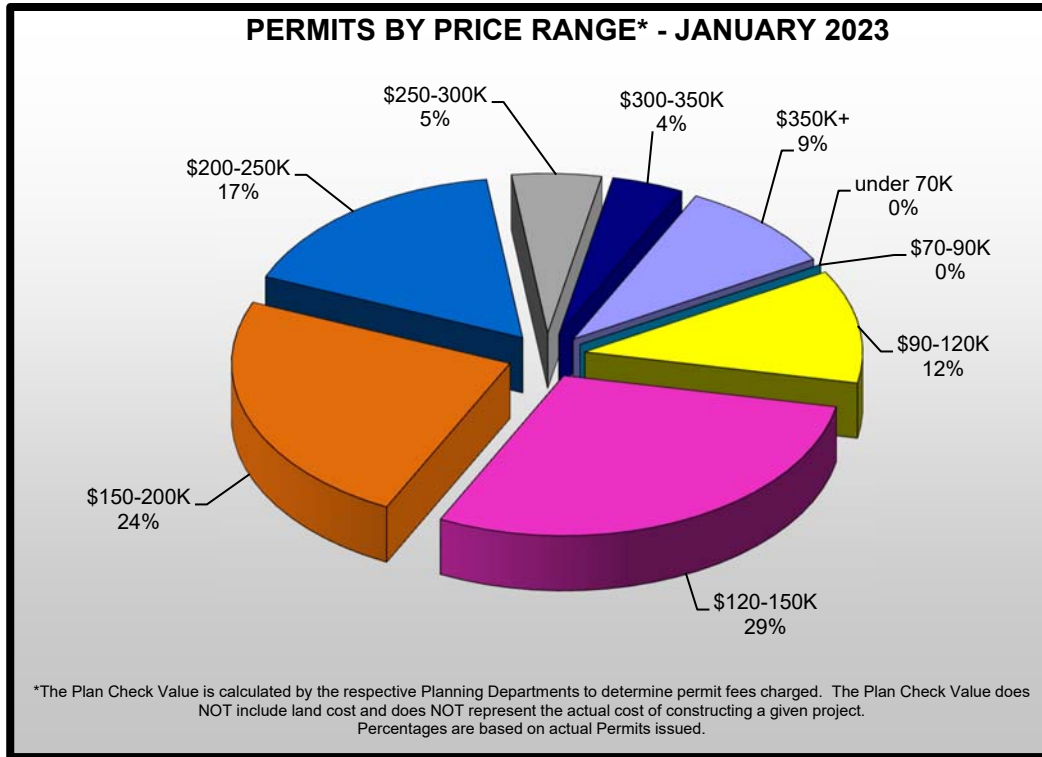
PRICE RANGE INFORMATION (Using the plan check value*)		
January 2023		
\$350+	9	9%
\$300-\$350	4	4%
\$250-\$300	5	5%
\$200-\$250	16	17%
\$150-\$200	23	24%
\$120-\$150	28	29%
\$90-\$120	11	12%
\$70-\$90	0	0%
Under \$70	0	0%

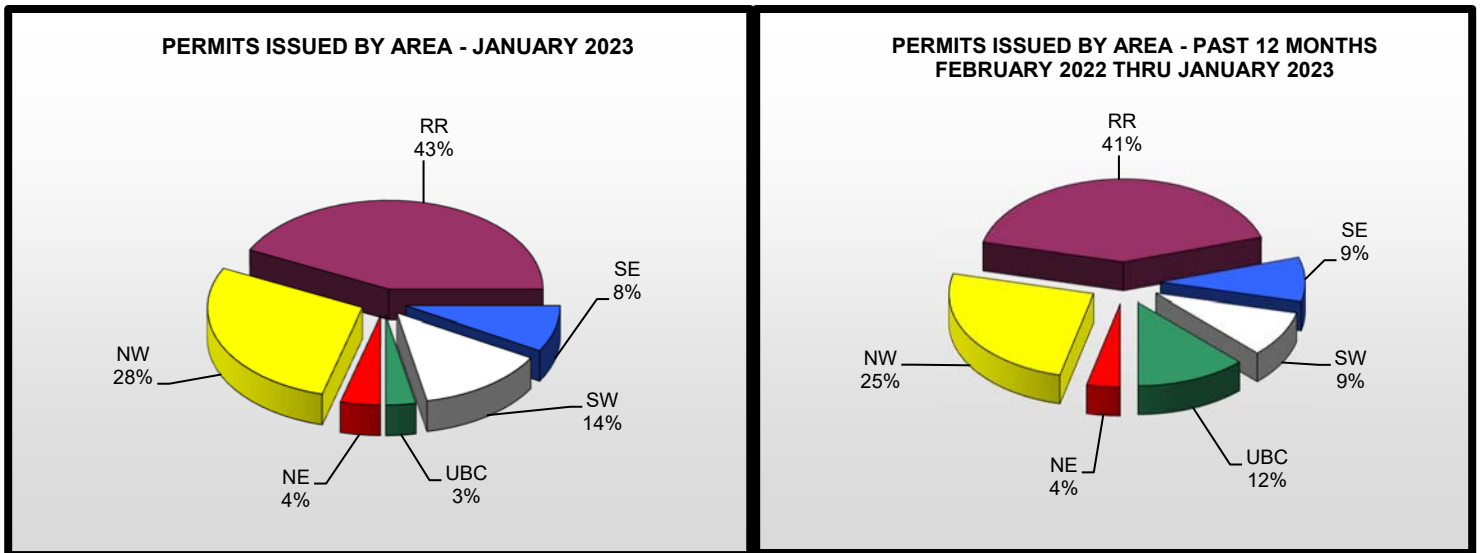
**Plan Check Value is calculated by the respective Planning Departments to determine permit fees charged and does NOT include land cost.*

36 SUBDIVISIONS ACTIVE IN JANUARY

The total number of subdivisions active with different builders during January was 36. The average subdivision took out 2.67 permits in January. In the past 12 months the average subdivision took out 3.94 permits.

TOP PERMIT VOLUME - SUBDIVISIONS - JANUARY 2023		
BUILDER	SUBDIVISION	PERMITS
D R HORTON HOMES	MOONLIGHT HILLS	18
WEXFORD CONSTRUCTION INC AFFORDABLE CONCEPTS	THE TRAILS, TAOS @	12
D R HORTON HOMES	ASPIRE	11
TWILIGHT HOMES/MTV	DELS HIDE A WAY	5
STILLBROOKE HOMES	SEVANO PLACE	4
ZZ CUSTOM BUILDERS	VOLCANO CLIFFS	3
GREATER ABQ HABITAT FOR HUMANI	M&B	3
D R HORTON HOMES	LOS DIAMANTES	3
ABRAZO/TQM LLC	LOMAS ENCANTADAS	3
TWILIGHT HOMES/MTV	FINCA DE MESOAM - D-15	2
RICHMOND AMERICAN HOMES OF NEW MEXICO	BROADMOOR HEIGHTS	2
PULTE GROUP	BROADMOOR HEIGHTS	2
PS CUSTOM HOMES INC	UNIT 11	2
HOMES FOR LIFE LLC	COVERED WAGON	2
D R HORTON HOMES	CATALONIA	2
TOP PERMIT VOLUME - SUBDIVISIONS - LAST 12 MONTHS		
BUILDER	SUBDIVISION	PERMITS
WEXFORD CONSTRUCTION INC AFFORDABLE CONCEPTS	THE TRAILS, TAOS @	172
D R HORTON HOMES	ASPIRE	93
D R HORTON HOMES	LOS DIAMANTES	56
PULTE GROUP	LOS DIAMANTES	53
PULTE GROUP	RAINBOW	50
PULTE GROUP	THE PETROGLYPHS, INSPIRATION @	47
WESTWAY CONSTRUCTION LLC	MESA DEL SOL	42
MTV/MORNINGSTAR	TIERRA DEL ORO	40
D R HORTON HOMES	CATALONIA	40
PULTE GROUP	MESA DEL SOL	28
PULTE GROUP	BROADMOOR HEIGHTS	27
MTV/MORNINGSTAR	MOUNTAIN HAWK ESTATES	27
D R HORTON HOMES	MOONLIGHT HILLS	26
HAKES BROTHERS ABQ LLC	LOMAS ENCANTADAS	22
ABRAZO/TQM LLC	SOLCITO	21
TOP PERMIT VOLUME - BUILDERS - LAST 12 MONTHS		
BUILDER	# OF PERMITS	
PULTE GROUP	219	
D R HORTON HOMES	215	
WEXFORD CONSTRUCTION INC AFFORDABLE CONCEPTS	172	
MTV/MORNINGSTAR	137	
ABRAZO/TQM LLC	92	
WESTWAY CONSTRUCTION LLC	77	
HAKES BROTHERS ABQ LLC	76	
AMRESTON CONSTRUCTION LLC	29	
LAS VENTANAS CONSTRUCTION	23	
TWILIGHT HOMES/MTV	21	
STILLBROOKE HOMES	21	
RICHMOND AMERICAN HOMES OF NEW MEXICO	14	
LITTLE BUBBA'S CONSTRUCTION	13	





MENU OF SERVICES

- **"THE ALBUQUERQUE NEW HOUSING MARKET LETTER"**
Monthly overview, used by those with specific interest in the Albuquerque Metropolitan New Housing Market. Available by annual Subscription @ \$120.00.
- **"THE ALBUQUERQUE PERMIT REPORT" INCLUDING MARKET SHARE ANALYSIS**
New home permit activity, cumulative with activity and market share computations by subdivisions, area and price segments. Available for \$85.00 per month, with a 6-month minimum subscription.
- **"THE QUARTERLY HOUSING DIGEST"**
Quarterly new home permit activity for the Albuquerque Metro Area. Available for \$100.00 per quarter with a 1 year subscription
- **"SPECIAL REPORTS"**
Special reports to meet specific needs of builders, lenders or anyone needing information on the new housing market. Data available contains the most up-to-date information available. Reports can be ordered on a one-time or subscription basis.