



1st Quarter 2023

“THE QUARTERLY HOUSING DIGEST”

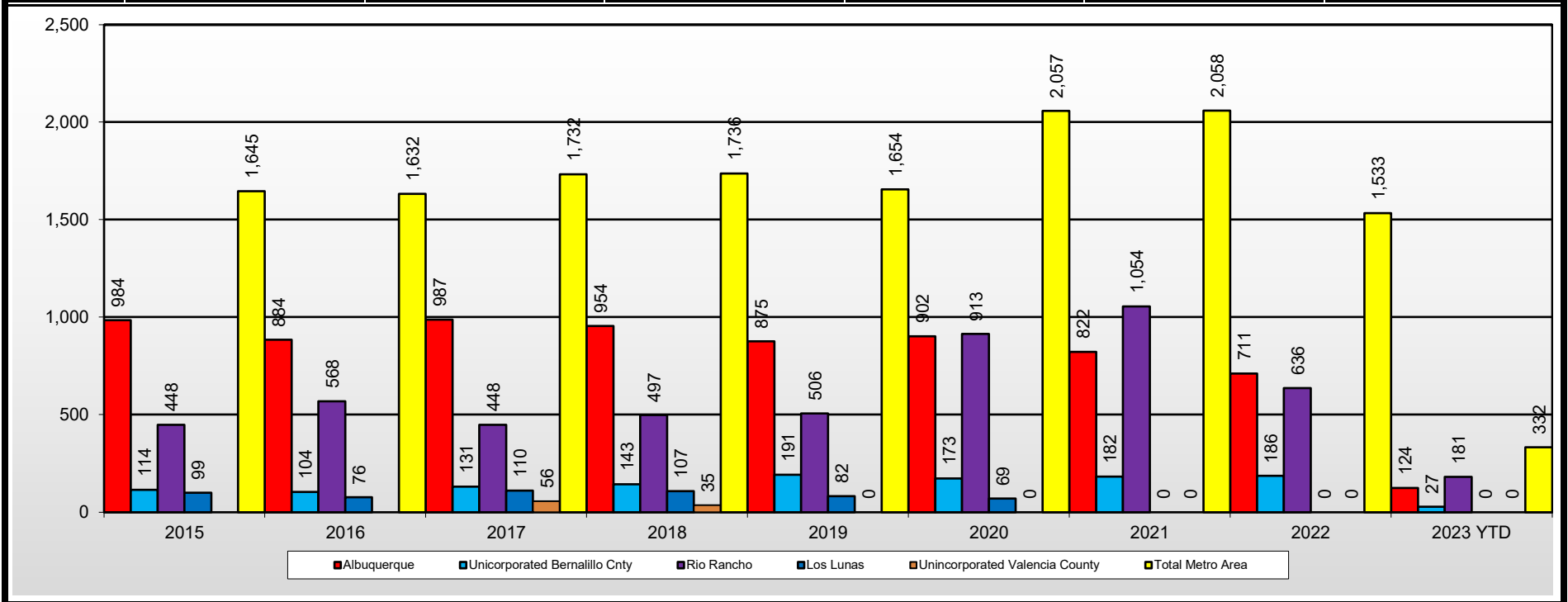
ACTUAL PERMITS ISSUED IN:

ALBUQUERQUE, UNINCORPORATED BERNALILLO COUNTY, RIO RANCHO,

Prepared by:
Jan DeMaggio
DataTraq
P.O. Box 21398
Albuquerque, NM 87154
pdemaggio@comcast.net

1st Quarter 2023 Single Family Permit History

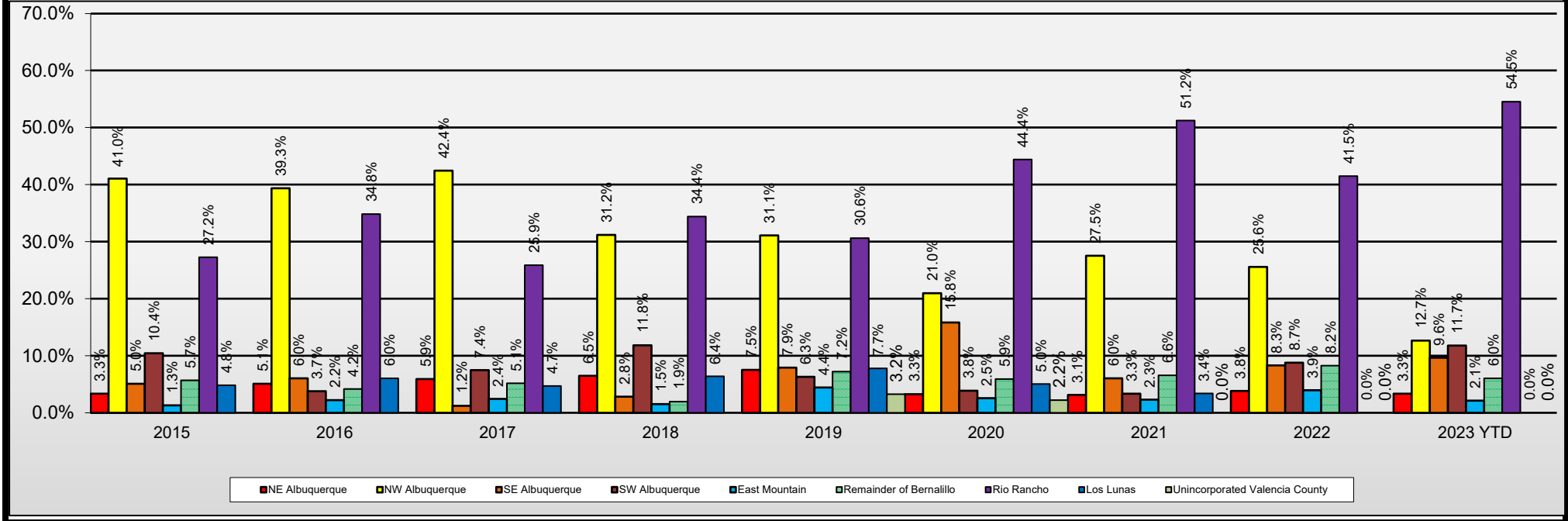
	City of Albuquerque		Unincorporated Bernalillo County		City of Rio Rancho		Village of Los Lunas		Unincorporated Valencia County		Total Metropolitan Area	
	Number of Permits	Change	Number of Permits	Change	Number of Permits	Change	Number of Permits	Change	Number of Permits	Change	Number of Permits	Change
2015	984		114		448		99				1,645	
2016	884	-10.2%	104	-8.8%	568	26.8%	76	-23.2%			1,632	-0.8%
2017	987	11.7%	131	26.0%	448	-21.1%	110	44.7%	56		1,732	6.1%
2018	954	-3.3%	143	9.2%	497	10.9%	107	-2.7%	35		1,736	0.2%
2019	875	-8.3%	191	33.6%	506	1.8%	82	-23.4%	0		1,654	-4.7%
2020	902	3.1%	173	-9.4%	913	80.4%	69	-15.9%	0		2,057	24.4%
2021	822	-8.9%	182	5.2%	1,054	15.4%	No longer reporting on Los Lunas		No longer reporting on UVC		2,058	0.0%
2022	711	266.5%	186	933.3%	636	171.8%					1,533	-25.5%
1st Qtr 2022	194		18		234		No longer reporting on Los Lunas		No longer reporting on UVC		446	
1st Qtr 2023	124	-36.1%	27	50.0%	181	-22.6%					332	-25.6%
2022 YTD	194		18		234		No longer reporting on Los Lunas		No longer reporting on UVC		446	
2023 YTD	124	-36.1%	27	50.0%	181	-22.6%					332	-25.6%



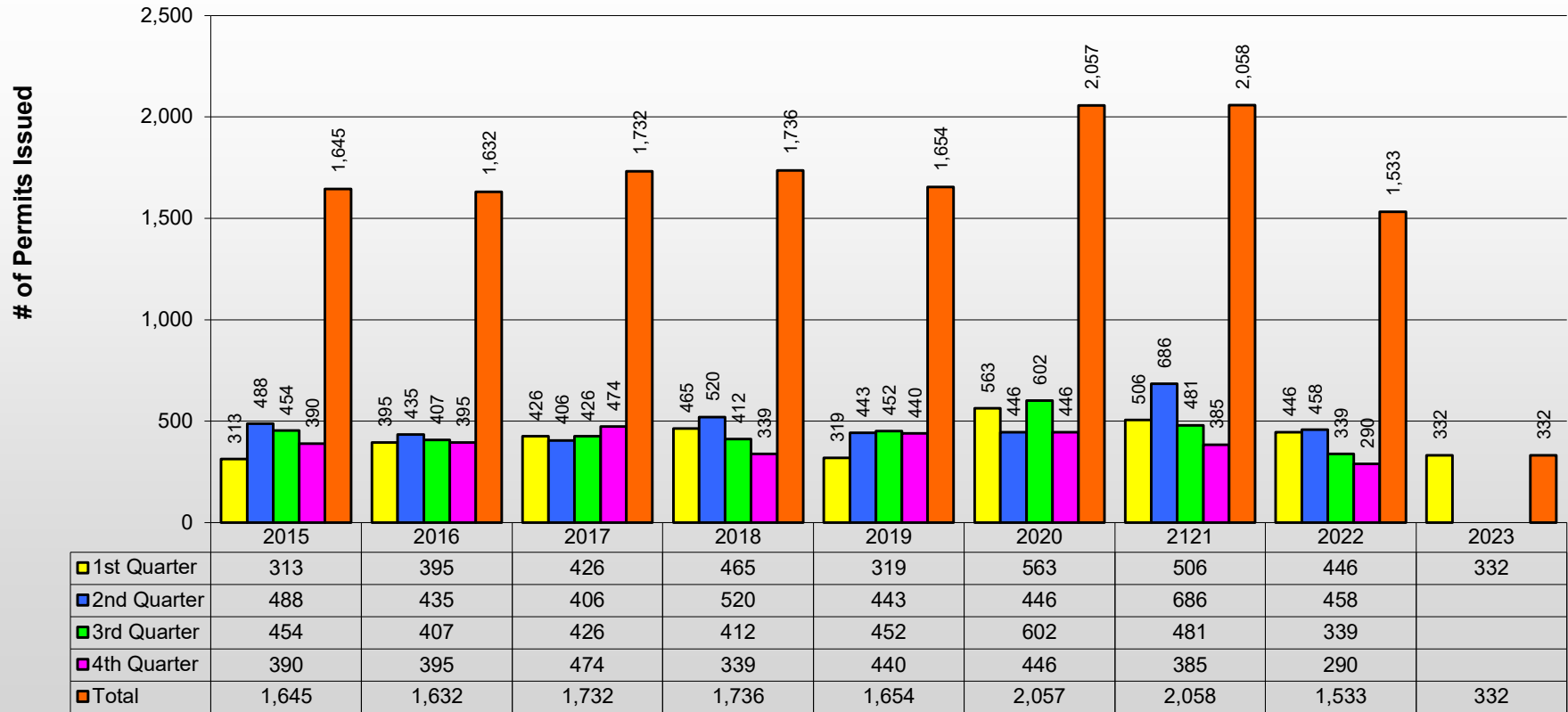
1st Quarter 2023

Single Family Permits by Market Area

	Northeast Albuquerque		Northwest Albuquerque		Southeast Albuquerque		Southwest Albuquerque		East Mountain		Remainder Bernalillo County		City of Rio Rancho		Village of Los Lunas		Unincorporated Valencia County		Total Metro Area
	Number of Permits	Market Share	Number of Permits	Market Share	Number of Permits	Market Share	Number of Permits	Market Share	Number of Permits	Market Share	Number of Permits	Market Share	Number of Permits	Market Share	Number of Permits	Market Share	Number of Permits	Market Share	Number of Permits
2015	55	3.3%	675	41.0%	83	5.0%	171	10.4%	21	1.3%	93	5.7%	448	27.2%	99	6.0%			1,645
2016	83	5.1%	642	39.3%	98	6.0%	61	3.7%	36	2.2%	68	4.2%	568	34.8%	76	4.7%			1,632
2017	102	5.9%	735	42.4%	21	1.2%	129	7.4%	42	2.4%	89	5.1%	448	25.9%	110	6.4%	56	3.2%	1,732
2018	111	6.4%	578	33.3%	57	3.3%	208	12.0%	52	3.0%	91	5.2%	497	28.6%	107	6.2%	35	2.0%	1,736
2019	124	7.5%	515	31.1%	131	7.9%	105	6.3%	72	4.4%	119	7.2%	506	30.6%	82	5.0%	0	0.0%	1,654
2020	67	3.3%	431	21.0%	325	15.8%	79	3.8%	52	2.5%	121	5.9%	913	44.4%	69	3.4%	0	0.0%	2,057
2021	64	3.1%	566	27.5%	124	6.0%	68	3.3%	47	2.3%	135	6.6%	1,054	51.2%	No longer reporting on Los Lunas		No longer reporting on UVC		2,058
2022	58	3.8%	392	25.6%	127	8.3%	134	8.7%	60	3.9%	126	8.2%	636	41.5%	No longer reporting on Los Lunas		No longer reporting on UVC		1,533
1st Qtr 2022	27	6.1%	113	25.3%	15	3.4%	39	8.7%	4	0.9%	14	3.1%	234	52.5%	No longer reporting on Los Lunas		No longer reporting on UVC		446
1st Qtr 2023	11	3.3%	42	12.7%	32	9.6%	39	11.7%	7	2.1%	20	6.0%	181	54.5%	No longer reporting on Los Lunas		No longer reporting on UVC		332
2022 YTD	27	6.1%	113	25.3%	15	3.4%	39	8.7%	4	0.9%	14	3.1%	234	52.5%	No longer reporting on Los Lunas		No longer reporting on UVC		446
2023 YTD	11	3.3%	42	12.7%	32	9.6%	39	11.7%	7	2.1%	20	6.0%	181	54.5%	No longer reporting on Los Lunas		No longer reporting on UVC		332

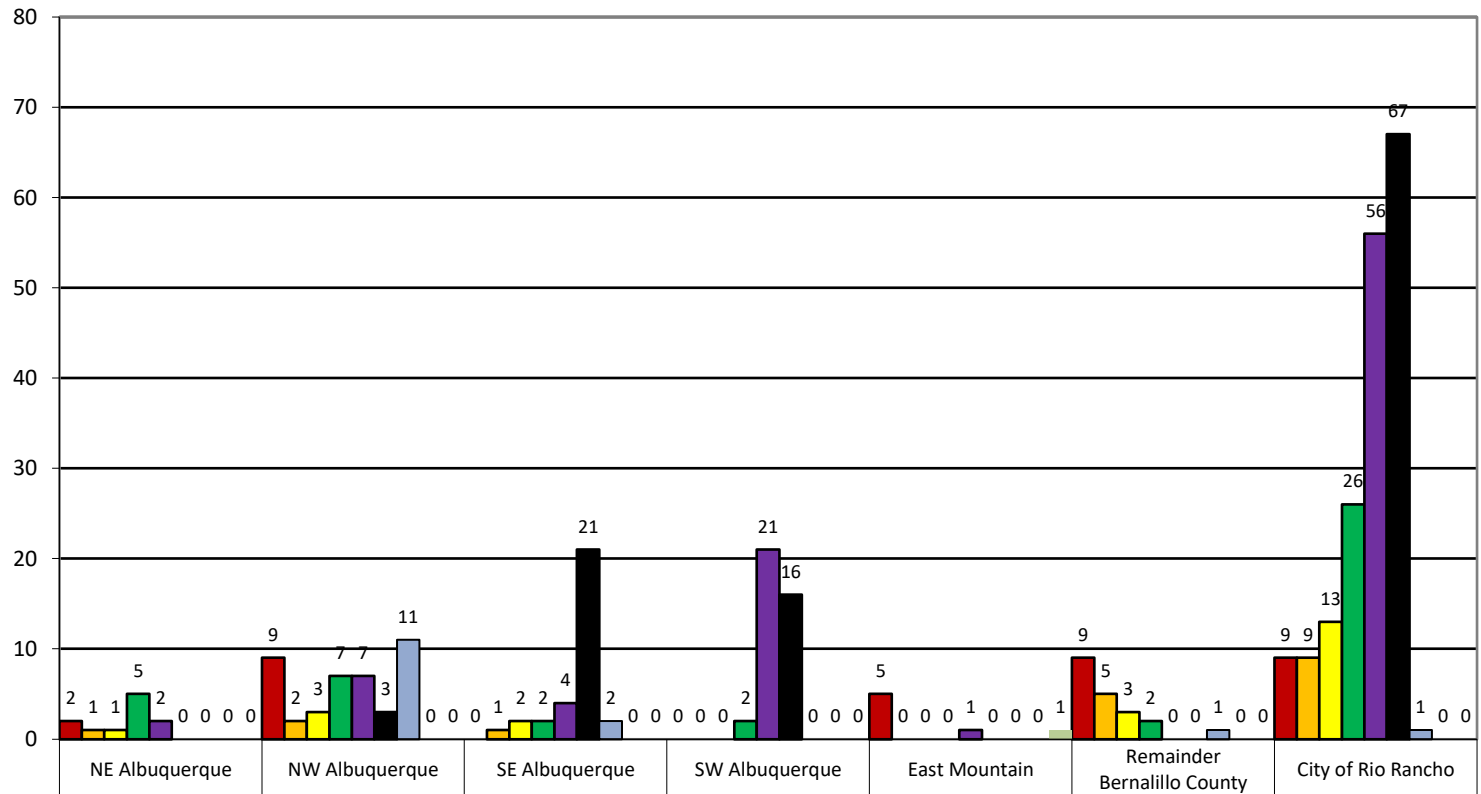


1st Quarter 2023 Single Family Permit History - by Quarter



1st Quarter 2023 Single Family Permit History by Plan Check Value*

of Permits Issued 1st Quarter 2023

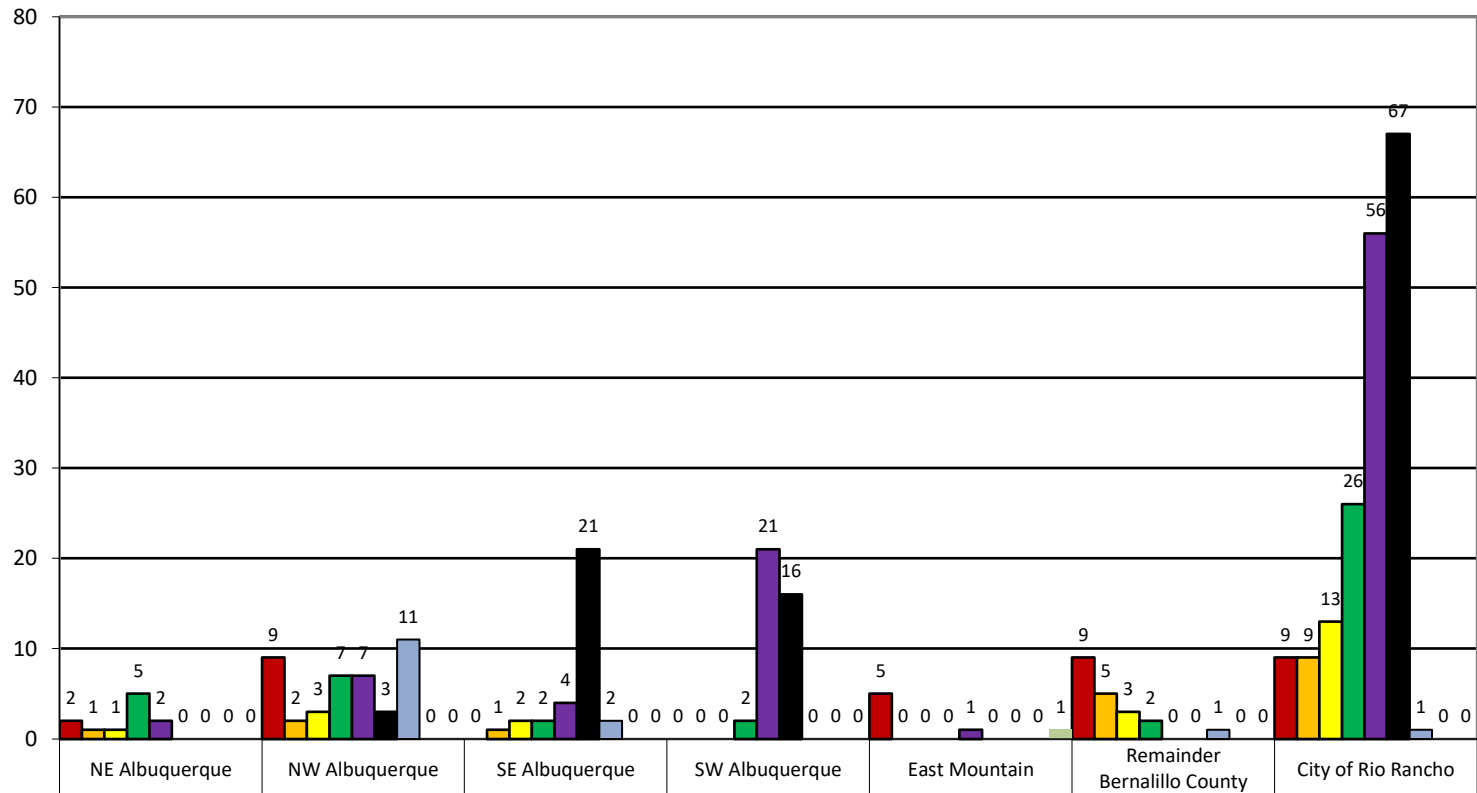


Plan Check Value	NE Albuquerque	NW Albuquerque	SE Albuquerque	SW Albuquerque	East Mountain	Remainder Bernalillo County	City of Rio Rancho
\$350,000+	2	9	0	0	5	9	9
\$300,000 - \$349,999	1	2	1	0	0	5	9
\$250,000 - \$299,999	1	3	2	0	0	3	13
\$200,000 - \$249,999	5	7	2	2	0	2	26
\$150,000 - \$199,999	2	7	4	21	1	0	56
\$120,000 - \$149,999	0	3	21	16	0	0	67
\$90,000 - \$119,999	0	11	2	0	0	1	1
\$70,000 - \$89,999	0	0	0	0	0	0	0
Under \$70,000	0	0	0	0	1	0	0

*Plan Check Value is calculated by the respective Planning Departments to determine permit fees charged and does NOT include land cost.

1st Quarter 2023 Single Family Permit History by Plan Check Value*

of Permits Issued 2023 YTD

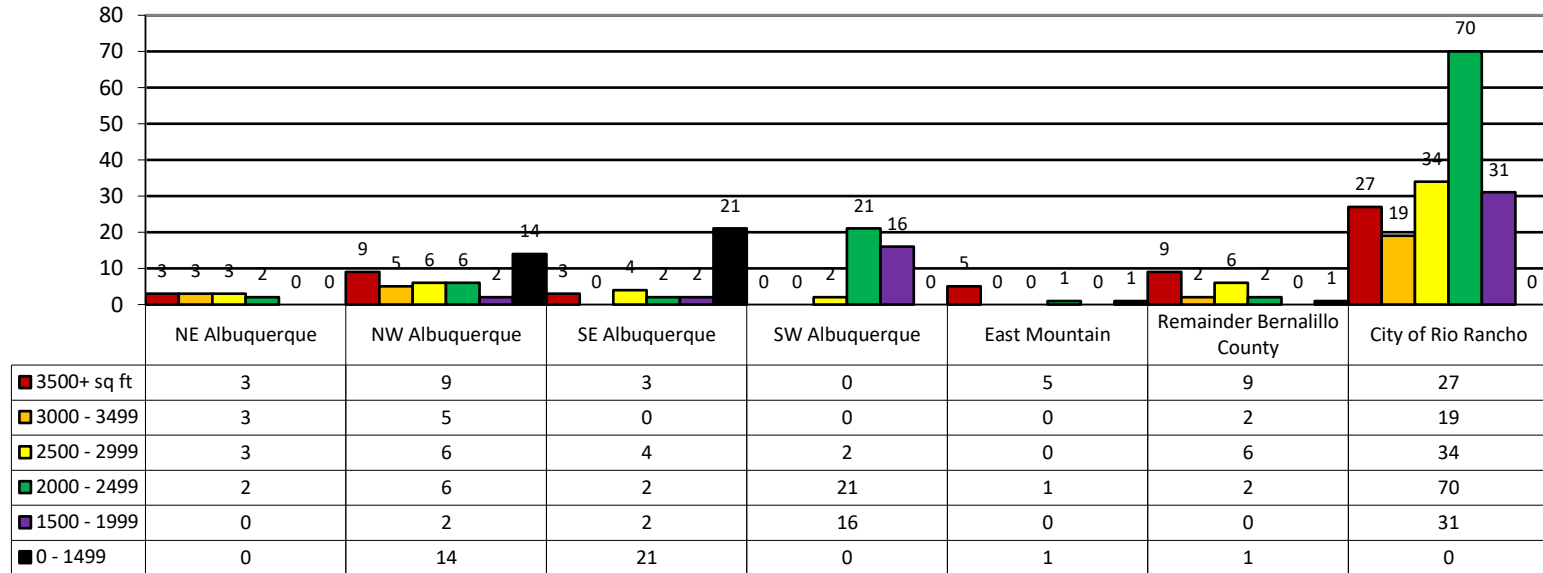


	NE Albuquerque	NW Albuquerque	SE Albuquerque	SW Albuquerque	East Mountain	Remainder Bernalillo County	City of Rio Rancho
■ \$350,000+	2	9	0	0	5	9	9
■ \$300,000 - \$349,999	1	2	1	0	0	5	9
■ \$250,000 - \$299,999	1	3	2	0	0	3	13
■ \$200,000 - \$249,999	5	7	2	2	0	2	26
■ \$150,000 - \$199,999	2	7	4	21	1	0	56
■ \$120,000 - \$149,999	0	3	21	16	0	0	67
■ \$90,000 - \$119,999	0	11	2	0	0	1	1
■ \$70,000 - \$89,999	0	0	0	0	0	0	0
■ Under \$70,000	0	0	0	0	1	0	0

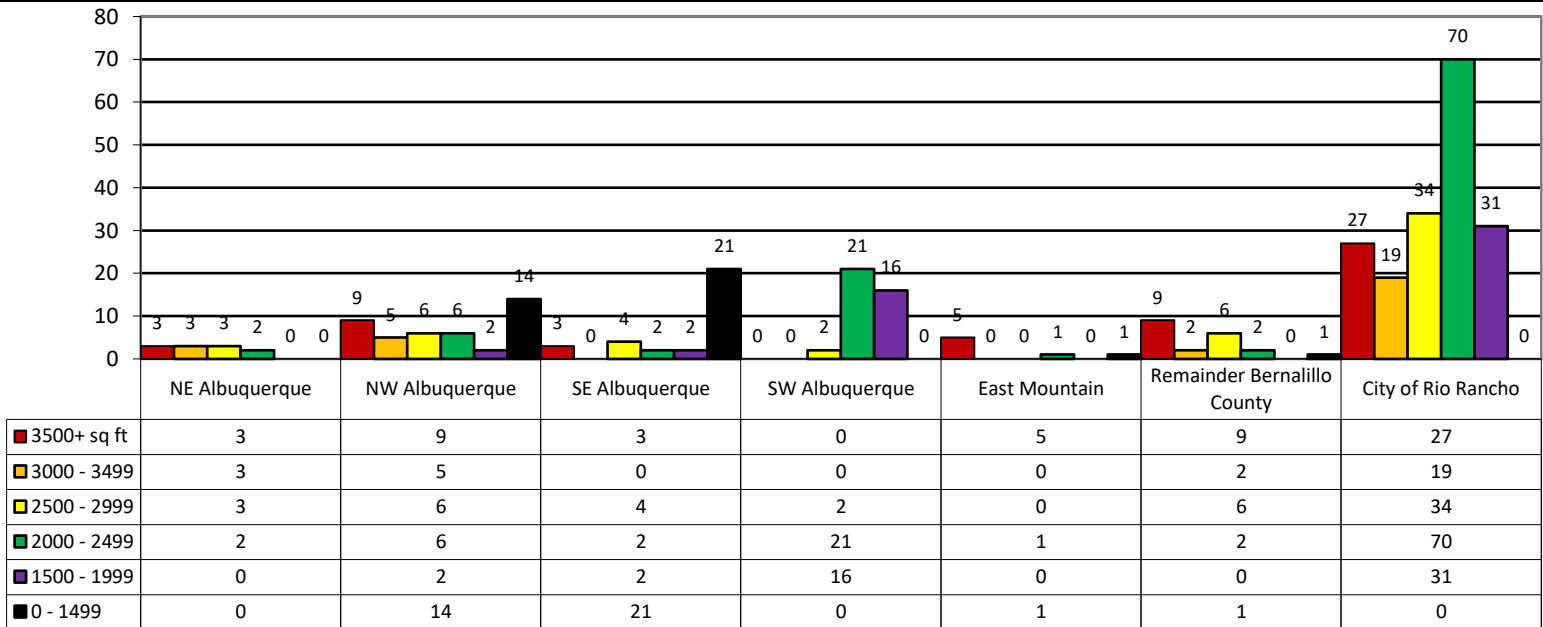
*Plan Check Value is calculated by the respective Planning Departments to determine permit fees charged and does NOT include land cost.

1st Quarter 2023 Single Family Permit History by Square Footage

of Permits Issued 1st Quarter 2023



of Permits Issued 2023 YTD



1st Quarter 2023 Top Builders

Builder	Number of Permits	Major Subdivisions
D R HORTON HOMES	127	ASPIRE, CATALONIA, LOS DIAMANTES, MOONLIGHT HILLS
PULTE GROUP	30	BROADMOOR HEIGHTS, INSPIRATION PHASE 2C, LOMAS ENCANTADAS, LOS DIAMANTES, MESA DEL SOL, RAINBOW
SUNLIGHT PROPERTIES LLC	20	VALLEY VIEW ADDN
RICHMOND AMERICAN HOMES OF NEW MEXICO	15	BROADMOOR HEIGHTS, MONARCH
TWILIGHT HOMES/MTV	14	DELS HIDE A WAY, FINCA DE MESOAM, LA MONTANA, LANDS OF TELESFOR SANCHEZ, MOONLIGHT HILLS
HAKES BROTHERS ABQ LLC	13	MELON RIDGE, VALLE PRADO
WEXFORD CONSTRUCTION INC AFFORDABLE CONCEPTS	12	THE TRAILS
ABRAZO/TQM LLC	11	ASCENSION, LAS RESIDENCIAS, LOMAS ENCANTADAS, MESA DEL SOL, SOLCITO
AMRESTON CONSTRUCTION LLC	8	FINCA DE MESOAM, LOMAS ENCANTADAS, UNIT 20
STILLBROOKE HOMES	6	SEVANO PLACE
WESTWAY CONSTRUCTION LLC	6	MESA DEL SOL, SAGE RANCH, UNIT 20
Percent of Total Permits	78.92%	

Top Builders 2022

Builder	Number of Permits	Major Subdivisions
PULTE GROUP	254	BROADMOOR HEIGHTS, LOMAS ENCANTADAS, LOS DIAMANTES, MESA DEL SOL , MIREHAVEN, RAINBOW, THE PETROGLYPHS, VOLCANO CLIFFS
D R HORTON HOMES	203	ASPIRE, CATALONIA, LOS DIAMANTES, MOONLIGHT HILLS
WEXFORD CONSTRUCTION INC AFFORDABLE CONCEPTS	160	THE TRAILS
MTV/MORNINGSTAR	148	DELS HIDE A WAY, FINCA DE MESOAM, FINCA DE MESOAM - D-15, JUAN TABO HILLS , JUAN TABO HILLS ESTATES, LA MONTANA, MARIPOSA, MOONLIGHT HILLS, MOUNTAIN HAWK ESTATES, PRADO, TANOAN, TIERRA DEL ORO
ABRAZO/TQM LLC	99	ASCENSION, DURANGO, LAS RESIDENCIAS, LOMAS ENCANTADAS , MESA DEL SOL, SOLCITO
HAKES BROTHERS ABQ LLC	99	FLEET AND SILENT SPRINGS, HIGHLAND MEADOWS, LOMAS ENCANTADAS, MOUNTAIN HAWK ESTATES , RIDGELINE ESTATES, RIO RANCHO ESTATES, UNIT 13, UNIT 20, VALLE PRADO
WESTWAY CONST LLC	76	MESA DEL SOL, SAGE RANCH, UNIT 10, UNIT 20
AMRESTON CONST LLC	30	CHAMISA HILLS COUNTRY CLUB, FINCA DE MESOAM, FINCA DE MESOAM - D-15, LOMAS ENCANTADAS , UNIT 11, UNIT 13, UNIT 20
LAS VENTANAS CONSTRUCTION	23	ALBAN HILLS - D-12, BERNALILLO COUNTY, BERNALILLO COUNTY - C-22, BOSQUE ANTIGUA , HIGH DESERT, LANDS OF LOS RANCHOS DE GUADALUPE REVOCABLE TRUST - D-14, LAS PRADAS - D-23, NORTH ALBUQ ACRES, PARKLAND HILLS, RAYNOLDS, VILLA LOMA ESTATES
STILLBROOKE HOMES	19	HORIZON VILLAGE, NORTH ALBUQ ACRES, PRINCESS JEANNE PARK, SANTA FE ADDN , SEVANO PLACE
LITTLE BUBBA'S CONST	14	CRUZ ESTATES - R-10, KNOLLS OF PARADISE HILLS, PAA-KO, REBONITO , UNIT 10, UNIT 11, UNIT 20, UNSER CLIFFS
TWILIGHT HOMES/MTV	14	FINCA DE MESOAM, JUAN TABO HILLS ESTATES, MARIPOSA, MOONLIGHT HILLS , NORTH ALBUQ ACRES
RICHMOND AMERICAN HOMES OF NEW MEXICO	12	BROADMOOR HEIGHTS
CANDELARIA HOMES LLC	9	MONTE BELLA, UNIT 13, UNIT 20, VOLCANO CLIFFS
LOWE-BO HOMES	9	BERNALILLO COUNTY, M&B, NORTH ALBUQ ACRES, PARKLAND HILLS , RICHLAND HEIGHTS, UNIT 20, UNSER CLIFFS
RON MONTOYA CUSTOM DESIGNS	9	ALVARADO GARDENS, BROADWAY ADDN, CRESTVIEW, GRANDE HEIGHTS , RIO GRANDE HEIGHTS, VOLCANO CLIFFS
Percent of Total Permits	76.84%	

**1st Quarter 2023
Top Builders - 2012 thru 2023 YTD**

2012		2013		2014		2015	
D R HORTON HOMES	493	D R HORTON HOMES	452	D R HORTON HOMES	477	PULTE GROUP	411
PULTE GROUP	293	PULTE GROUP	267	PULTE GROUP	223	D R HORTON HOMES	335
SLG /RAYLEE HOMES	121	SLG /RAYLEE HOMES	123	SLG /RAYLEE HOMES	108	LGI HOMES NM CONSTRUCTION LLC	123
PAUL ALLEN HOMES INC	57	MTV ENTERPRISES LLC	61	LGI HOMES NM CONSTRUCTION	104	MTV/MORNINGSTAR	93
SUN VALLEY BUILDING ENT LLC	39	PAUL ALLEN HOMES INC	56	MTV ENTERPRISES LLC	64	SLG /RAYLEE HOMES	81
SUMMERTREE HOMES INC	37	TQM LLC	40	PAUL ALLEN HOMES INC	45	GALWAY CONSTRUCTION INC	40
KB HOME	34	KB HOME	36	GALWAY CONSTRUCTION INC	32	TQM LLC	37
STILLBROOKE HOMES	34	STILLBROOKE HOMES	36	SAWMILL CROSSING HOMES LLC	27	ABRAZO HOMES	33
TQM LLC	31	SUMMERTREE HOMES INC	26	SUMMERTREE HOMES INC	26	SAWMILL CROSSING HOMES LLC	32
RACHAEL MATTHEW HOMES	21	GALWAY CONSTRUCTION INC	23	TQM LLC	26	PAUL ALLEN HOMES INC	29
FULLER HOMES INC	18	RACHAEL MATTHEW HOMES	20	COTTAGE BUILDERS INC	24	STILLBROOKE HOMES	27
Percent of Total Permits	82.5%	Percent of Total Permits	78.2%	Percent of Total Permits	73.4%	Percent of Total Permits	75.4%
2016		2017		2018		2019	
PULTE GROUP	397	PULTE GROUP	393	D R HORTON HOMES	395	PULTE GROUP	367
D R HORTON HOMES	348	D R HORTON HOMES	345	PULTE GROUP	393	D R HORTON HOMES	336
LGI HOMES NM CONSTRUCTION LI	151	LGI HOMES NM CONSTRUCTION	186	LGI HOMES NM CONSTRUCTION LI	137	LGI HOMES NM CONSTRUCTION LLC	124
ABRAZO/TQM LLC	87	ABRAZO/TQM LLC	93	ABRAZO/TQM LLC	113	ABRAZO/TQM LLC	100
MTV/MORNINGSTAR	79	MTV/MORNINGSTAR	71	MTV/MORNINGSTAR	75	HAKES BROTHERS ABQ LLC	99
SLG /RAYLEE HOMES	51	SLG /RAYLEE HOMES	47	HAKES BROTHERS ABQ LLC	44	MTV/MORNINGSTAR	53
PAUL ALLEN HOMES INC	36	STILLBROOKE HOMES	38	STILLBROOKE HOMES	37	WESTWAY CONSTRUCTION LLC	39
SUMMERTREE HOMES INC	25	PAUL ALLEN HOMES INC	30	SLG /RAYLEE HOMES	29	STILLBROOKE HOMES	22
MILE HIGH HOMES	24	HAKES BROTHERS ABQ LLC	28	SUMMERTREE HOMES INC	25	AVALON	19
STILLBROOKE HOMES	24	LAS VENTANAS CONSTRUCTION	22	WESTWAY CONSTRUCTION LLC	23	SUMMERTREE HOMES INC	18
SAWMILL CROSSING HOMES LLC	21	AVALON	20	MILE HIGH HOMES	21	RON MONTOYA CUSTOM DESIGNS	14
		SUMMERTREE HOMES INC	20	AVALON	18	SCOTT PATRICK INC.	14
Percent of Total Permits	76.2%	Percent of Total Permits	74.7%	Percent of Total Permits	75.5%	Percent of Total Permits	72.9%
2020		2021		2022		2023 YTD	
D R HORTON HOMES	425	PULTE GROUP	472	PULTE GROUP	254	D R HORTON HOMES	127
PULTE GROUP	407	D R HORTON HOMES	326	D R HORTON HOMES	203	PULTE GROUP	30
HAKES BROTHERS ABQ LLC	203	HAKES BROTHERS ABQ LLC	294	WEXFORD CONSTRUCTION INC	160	SUNLIGHT PROPERTIES LLC	20
ABRAZO/TQM LLC	145	MTV/MORNINGSTAR	149	MTV/MORNINGSTAR	148	RICHMOND AMERICAN HOMES OF NEW	15
MTV/MORNINGSTAR	121	ABRAZO/TQM LLC	114	ABRAZO/TQM LLC	99	TWILIGHT HOMES/MTV	14
LGI HOMES NM CONSTRUCTION	79	AMRESTON CONSTRUCTION LLC	47	HAKES BROTHERS ABQ LLC	99	HAKES BROTHERS ABQ LLC	13
LAS VENTANAS CONSTRUCTION	31	WESTWAY CONSTRUCTION LLC	45	WESTWAY CONST LLC	76	WEXFORD CONSTRUCTION INC AFFORD	12
SLG /RAYLEE HOMES	30	LGI HOMES NM CONSTRUCTION LI	25	AMRESTON CONST LLC	30	ABRAZO/TQM LLC	11
PANORAMA HOMES, INC	27	STILLBROOKE HOMES	25	LAS VENTANAS CONSTRUCTION	23	AMRESTON CONSTRUCTION LLC	8
AMRESTON CONSTRUCTION LLC	23	TIR-BUCH DEVELOPMENT, LLC	25	STILLBROOKE HOMES	19	STILLBROOKE HOMES	6
PAUL ALLEN HOMES INC	18	SLG /RAYLEE HOMES	24	LITTLE BUBBA'S CONST	14	WESTWAY CONSTRUCTION LLC	6
SIVAGE COMMUNITY DEVEL. LLC	14	LITTLE BUBBA'S CONSTRUCTION	19	TWILIGHT HOMES/MTV	14		
Percent of Total Permits	74.0%	Percent of Total Permits	76.0%	Percent of Total Permits	74.3%	Percent of Total Permits	78.9%

1st Quarter 2023 The Most Active Subdivisions

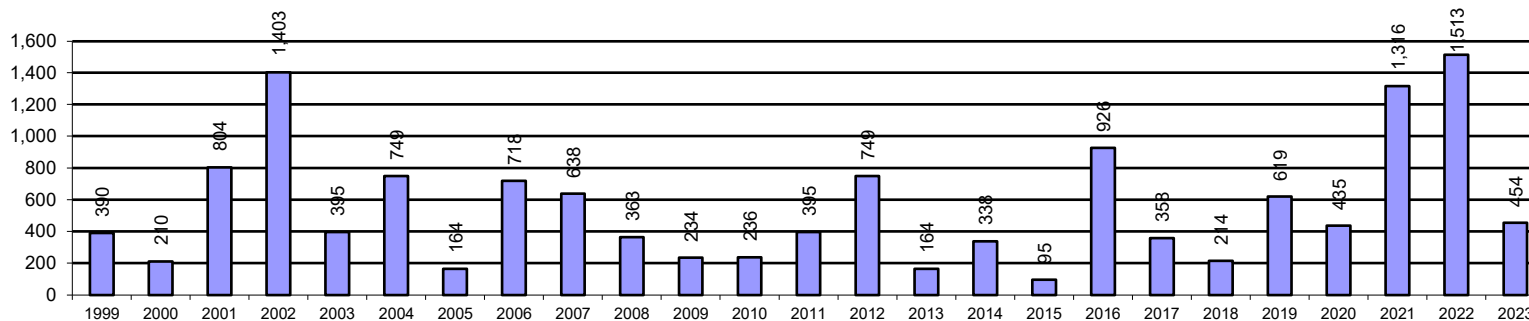
Subdivision	Number of Permits	Area	Major Builders
LOS DIAMANTES	51	RR	D R HORTON HOMES, PULTE GROUP
MOONLIGHT HILLS	44	RR	D R HORTON HOMES, TWILIGHT HOMES/MTV
ASPIRE	35	SW	D R HORTON HOMES
VALLEY VIEW ADDN	20	SE	SUNLIGHT PROPERTIES LLC
LOMAZ ENCANTADAS	15	RR	ABRAZO/TQM LLC, AMRESTON CONSTRUCTION LLC, PULTE GROUP
BROADMOOR HEIGHTS	14	RR	PULTE GROUP, RICHMOND AMERICAN HOMES OF NEW MEXICO
THE TRAILS	13	NW	WEXFORD CONSTRUCTION INC AFFORDABLE CONCEPTS INC
MELON RIDGE	12	RR	HAKES BROTHERS ABQ LLC
UNIT 20	12	RR	A&C GARAGE DOORS & CONSTRUCTION, AMRESTON CONSTRUCTION LLC, BIG SKY BUILDERS, JA VARGAS CONSTRUCTION INC, JOSE ORTIZ CONSTRUCTION, PS CUSTOM HOMES INC, SONORAN DEVELOPMENT LLC, WESTWAY CONSTRUCTION LLC
FINCA DE MESOAM	8	UBC	PULTE GROUP, TWILIGHT HOMES/MTV
MONARCH	8	RR	RICHMOND AMERICAN HOMES OF NEW MEXICO
Percent of Total Permits	69.88%		

The Most Active Subdivisions 2022

Subdivision	Number of Permits	Area	Major Builders
THE TRAILS	160	NW	WEXFORD CONSTRUCTION INC AFFORDABLE CONCEPTS INC
LOS DIAMANTES	105	RR	D R HORTON HOMES, PULTE GROUP
ASPIRE	95	SW	D R HORTON HOMES
MESA DEL SOL	90	SE	ABRAZO/TQM LLC, PULTE GROUP, WESTWAY CONSTRUCTION LLC
THE PETROGLYPHS	65	NW	GROTTO DI VIA LLC, PULTE GROUP
LOMAZ ENCANTADAS	63	RR	ABRAZO/TQM LLC, AMRESTON CONSTRUCTION LLC, HAKES BROTHERS ABQ LLC, PULTE GROUP , SOUTH VALLEY CONSTRUCTION
RAINBOW	56	RR	PULTE GROUP
VOLCANO CLIFFS	50	NW	CANDELARIA HOMES LLC, CENTURION ENTERPRISES LLC, CHAVEZ MARK A LLC, DOTORE CUSTOM HOMES LLC , EPIC HOMES LLC, H & W CONSTRUCTION LLC, MANAGEMENT SYSTEM INC, NIETO CUSTOM BUILDERS INC, PICASSO BUILDERS, PRESTIGE BUILDERS INC, PRESTIGIOUS HOMES, PULTE GROUP, QLC INC, RON MONTOYA CUSTOM DESIGNS, ROYAL CUSTOM HOMES, S AND S BUILDING SOLUTIONS LLC, SUN VALLEY BUILDING ENT LLC, TERRANOVA BUILDERS LLC, ZZ CUSTOM BUILDERS
CATALONIA	46	NW	D R HORTON HOMES
TIERRA DEL ORO	42	RR	HOME OWNER, MTV/MORNINGSTAR
MOUNTAIN HAWK ESTATES	39	RR	HAKES BROTHERS ABQ LLC, MTV/MORNINGSTAR
UNIT 20	39	RR	AMERICAN QUALITY BUILDERS, AMRESTON CONSTRUCTION LLC, CANDELARIA HOMES LLC, CELEBRITY HOMES , HAKES BROTHERS ABQ LLC, HAYES HOMES, INC., HOMES BY DAWN DAVIDE, JA VARGAS CONSTRUCTION INC, JCR CONSTRUCTION, LITTLE BUBBA'S CONSTRUCTION, LOWE-BO HOMES, MEMORABLE HOME BUILDERS LLC, MTR CUSTOM HOMES LLC, NM CUSTOM CONSTRUCTION LLC, QUALITY BUILDERS, REYNOLDS HOMES INC., RIO CUSTOM BUILDERS & RENOVATION, SONORAN DEVELOPMENT LLC, SUMMERTREE HOMES INC, WESTWAY CONSTRUCTION LLC
BROADMOOR HEIGHTS	37	RR	PULTE GROUP, RICHMOND AMERICAN HOMES OF NEW MEXICO
UNIT 10	36	RR	AMERICAN QUALITY BUILDERS, BAIN COCHRAN CONSTRUCTION LLC, CONNECTED CONSTRUCTION LLC, CRESCENT CUSTOM HOMES, INC. , HOLT HOMES, HOME OWNER, HOMES BY DAWN DAVIDE, HOMES FOR LIFE LLC, IDG BUILDERS LLC, IMPERIAL REMODELING & CONST, INDIGO RIDGE CONSTRUCTION, IRIS BUILDERS LLC, LITTLE BUBBA'S CONSTRUCTION, LONE MESA BUILDERS, MARK ANDREW HOMES, SILVERTON HOMES & REMODELING, WESTWAY CONSTRUCTION LLC, ZZ CUSTOM BUILDERS
MOONLIGHT HILLS	34	RR	D R HORTON HOMES, MTV/MORNINGSTAR, TWILIGHT HOMES/MTV
Percent of Total Permits	62.43%		

1st Quarter 2023 Multi Family Permit History

	City of Rio Rancho		City of Albuquerque		Unincorporated Bernalillo County		Total Metropolitan Area	
	Number of Units	Change	Number of Units	Change	Number of Units	Change	Number of Units	Change
2000	-	-	210		-	-	210	
2001	12		792	277.1%	-	-	804	282.9%
2002	1	-91.7%	1,212	53.0%	190	-	1,403	74.5%
2003	70	6900.0%	720	-40.6%	170	-10.5%	960	-31.6%
2004	32	-54.3%	465	-35.4%	51	-70.0%	548	-42.9%
2005	194	506.3%	465	0.0%	-	-	659	20.3%
2006	6	-96.9%	712	53.1%	-	-	718	9.0%
2007	136	2166.7%	502	-29.5%	-	-	638	-11.1%
2008	8	-94.1%	355	-29.3%	-	-	363	-43.1%
2009	0	-100.0%	234	-34.1%	-	-	234	-35.5%
2010	71	-	165	-29.5%	-	-	236	0.9%
2011	128	80.3%	267	61.8%	-	-	395	67.4%
2012	4	-96.9%	745	179.0%	-	-	749	89.6%
2013	0	-100.0%	164	-78.0%	-	-	164	-78.1%
2014	0	-	338	106.1%	-	-	338	106.1%
2015	0	-	95	-71.9%	69	-	164	-51.5%
2016	0	-	926	874.7%	0	-	926	464.6%
2017	0	-	358	-61.3%	0	-	358	-61.3%
2018	0	-	214	-40.2%	0	-	214	-40.2%
2019	18	-	601	180.8%	0	-	619	72.9%
2020	30	66.7%	405	-32.6%	0	-	435	-29.7%
2021	343	1043.3%	973	140.2%	0	-	1,316	202.5%
2022	383	11.7%	1,130	16.1%	0	-	1,513	15.0%
2023 YTD	72	-81.2%	382	-66.2%	0	-	454	-70.0%



1st Quarter 2023
Permits Issued for Additions, Alterations and Repairs

Value of Permits	NE	NW	SE	SW	Unincorp. Bern. County	Rio Rancho	Total
1st Quarter 2023							
0 - \$10,000	47	29	12	10	8	14	120
\$10,000 - \$20,000	12	12	3	2	4	9	42
\$20,000 - \$30,000	14	3	0	2	7	5	31
\$30,000 - \$50,000	8	5	4	1	4	6	28
Over \$50,000	16	15	2	2	10	6	51
Total	97	64	21	17	33	40	272
2nd Quarter 2023							
0 - \$10,000	0	0	0	0	0	0	0
\$10,000 - \$20,000	0	0	0	0	0	0	0
\$20,000 - \$30,000	0	0	0	0	0	0	0
\$30,000 - \$50,000	0	0	0	0	0	0	0
Over \$50,000	0	0	0	0	0	0	0
Total	0	0	0	0	0	0	0
3rd Quarter 2023							
0 - \$10,000	0	0	0	0	0	0	0
\$10,000 - \$20,000	0	0	0	0	0	0	0
\$20,000 - \$30,000	0	0	0	0	0	0	0
\$30,000 - \$50,000	0	0	0	0	0	0	0
Over \$50,000	0	0	0	0	0	0	0
Total	0	0	0	0	0	0	0
4th Quarter 2023							
0 - \$10,000	0	0	0	0	0	0	0
\$10,000 - \$20,000	0	0	0	0	0	0	0
\$20,000 - \$30,000	0	0	0	0	0	0	0
\$30,000 - \$50,000	0	0	0	0	0	0	0
Over \$50,000	0	0	0	0	0	0	0
Total	0	0	0	0	0	0	0
2023 YTD							
0 - \$10,000	47	29	12	10	8	14	120
\$10,000 - \$20,000	12	12	3	2	4	9	42
\$20,000 - \$30,000	14	3	0	2	7	5	31
\$30,000 - \$50,000	8	5	4	1	4	6	28
Over \$50,000	16	15	2	2	10	6	51
Total	97	64	21	17	33	40	272